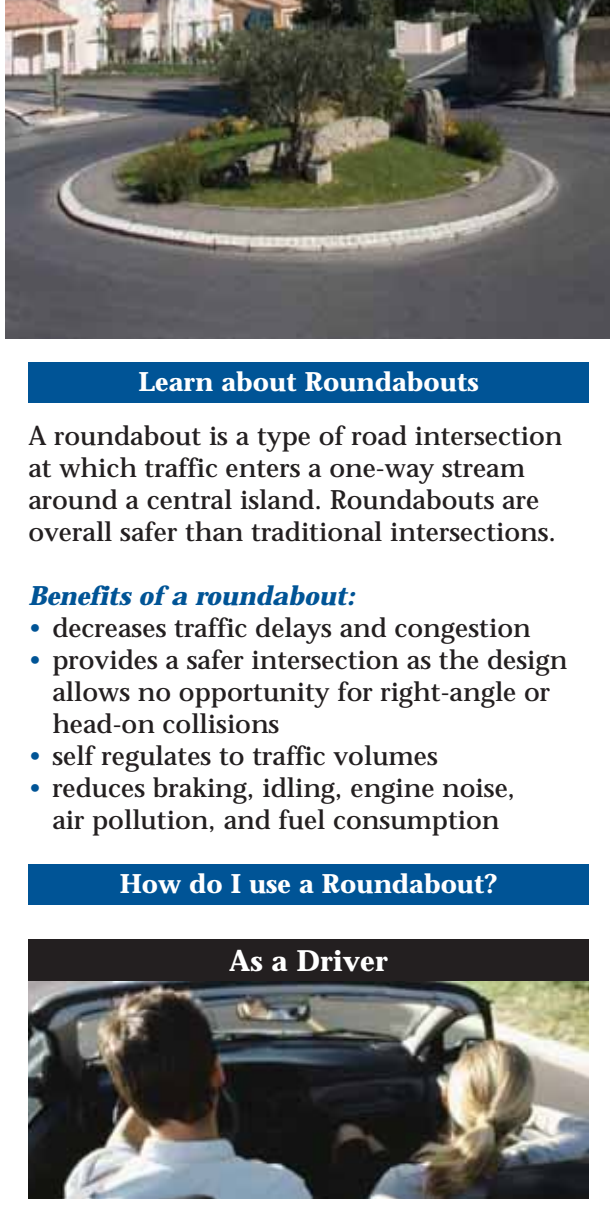




Deep Roots  
Greater Heights

# Learn about ROUNABOUTS



## Learn about Roundabouts

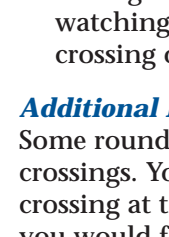
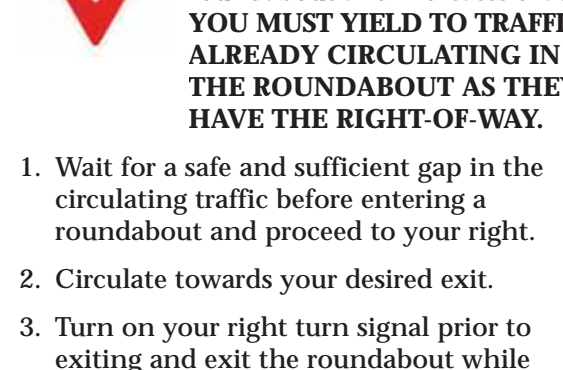
A roundabout is a type of road intersection at which traffic enters a one-way stream around a central island. Roundabouts are overall safer than traditional intersections.

### Benefits of a roundabout:

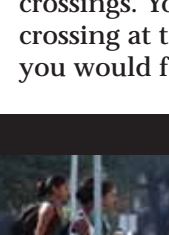
- decreases traffic delays and congestion
- provides a safer intersection as the design allows no opportunity for right-angle or head-on collisions
- self regulates to traffic volumes
- reduces braking, idling, engine noise, air pollution, and fuel consumption

## How do I use a Roundabout?

### As a Driver



This sign is located on each leg of a roundabout and provides advance notice that you are approaching a roundabout.



As you approach a roundabout, be prepared to stop for pedestrians using crosswalks in front of a roundabout as they have the **RIGHT-OF-WAY**.



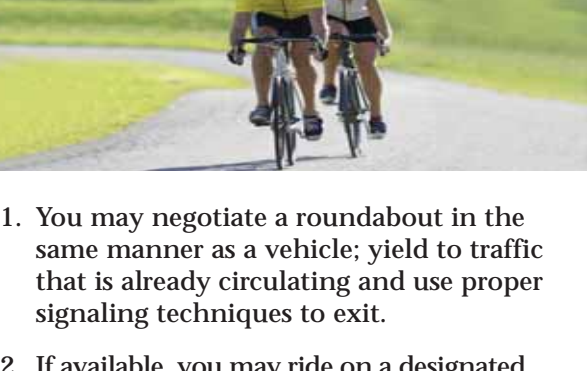
This sign is posted at the entrance of each leg of a roundabout and indicates that **YOU MUST YIELD TO TRAFFIC ALREADY CIRCULATING IN THE ROUNDABOUT AS THEY HAVE THE RIGHT-OF-WAY**.

1. Wait for a safe and sufficient gap in the circulating traffic before entering a roundabout and proceed to your right.
2. Circulate towards your desired exit.
3. Turn on your right turn signal prior to exiting and exit the roundabout while watching for pedestrians who may be crossing on the exit lane.

### Additional Note:

Some roundabouts may include horse crossings. You must yield to horse riders crossing at their designated crosswalks as you would for pedestrians.

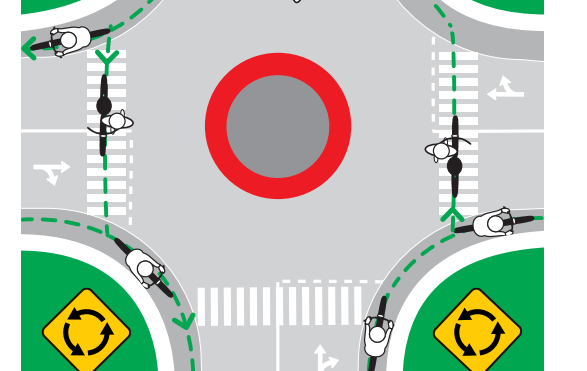
### As a Pedestrian



There are clearly marked crosswalks at each approach to a roundabout. This is the only place you should cross the roadway.

Although you have the right-of-way, you should only cross when there is a safe and adequate gap in traffic, or when all approaching vehicles have stopped.

### As a Cyclist



1. You may negotiate a roundabout in the same manner as a vehicle; yield to traffic that is already circulating and use proper signaling techniques to exit.
2. If available, you may ride on a designated bicycle on-ramp and thus, ride on a separated bicycle lane that is away from vehicle traffic. If you must cross the roadway, then you should dismount and cross as a pedestrian would at the designated crosswalks. When exiting, you may use a designated bicycle off-ramp.



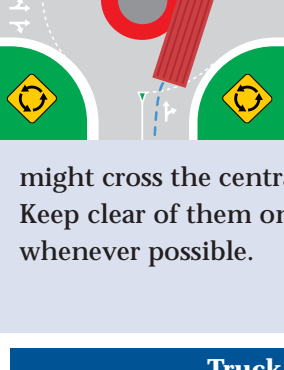
## HOW TO USE THE ROUNDABOUT



### When entering the roundabout:

- Yield and enter when there is a safe gap.
- Stay in the lane.
- Signal right to exit.

## Trucks, Buses and Emergency Vehicles



Keep an eye on trucks, buses and emergency vehicles within a roundabout. Because of their size, they need more room to turn, and their wheels

might cross the central curb when turning. Keep clear of them on roundabouts whenever possible.

### Truck Apron

The truck apron is a driveable portion of the outer edge of the central island of the roundabout. It is designed to allow emergency vehicles and other large vehicles (such as trucks) to maneuver around the circulating roadway. No other vehicles should drive in this area.

### Emergency Vehicles

If you are in the roundabout when an emergency vehicle approaches, **DO NOT STOP IN THE ROUNDABOUT**. You should only stop and allow the emergency vehicle to pass you once you have exited the roundabout.

### Signalling


As a driver or a cyclist, it is important that you signal when entering and exiting a roundabout. Other users of the roundabout would then know the direction that you are headed and greatly appreciate the effort you have put in to communicate with them.

### Yielding

You must yield to all vehicles, including bicycles, already in the roundabout. Therefore, please slow down or stop as required and enter only when there is a safe gap.

**For more information on how to use a roundabout, please contact the District of Maple Ridge Engineering Department at 604-467-7339**

**Thank you for making Maple Ridge a Safer City.**



Deep Roots  
Greater Heights



[www.mapleridge.ca](http://www.mapleridge.ca)