


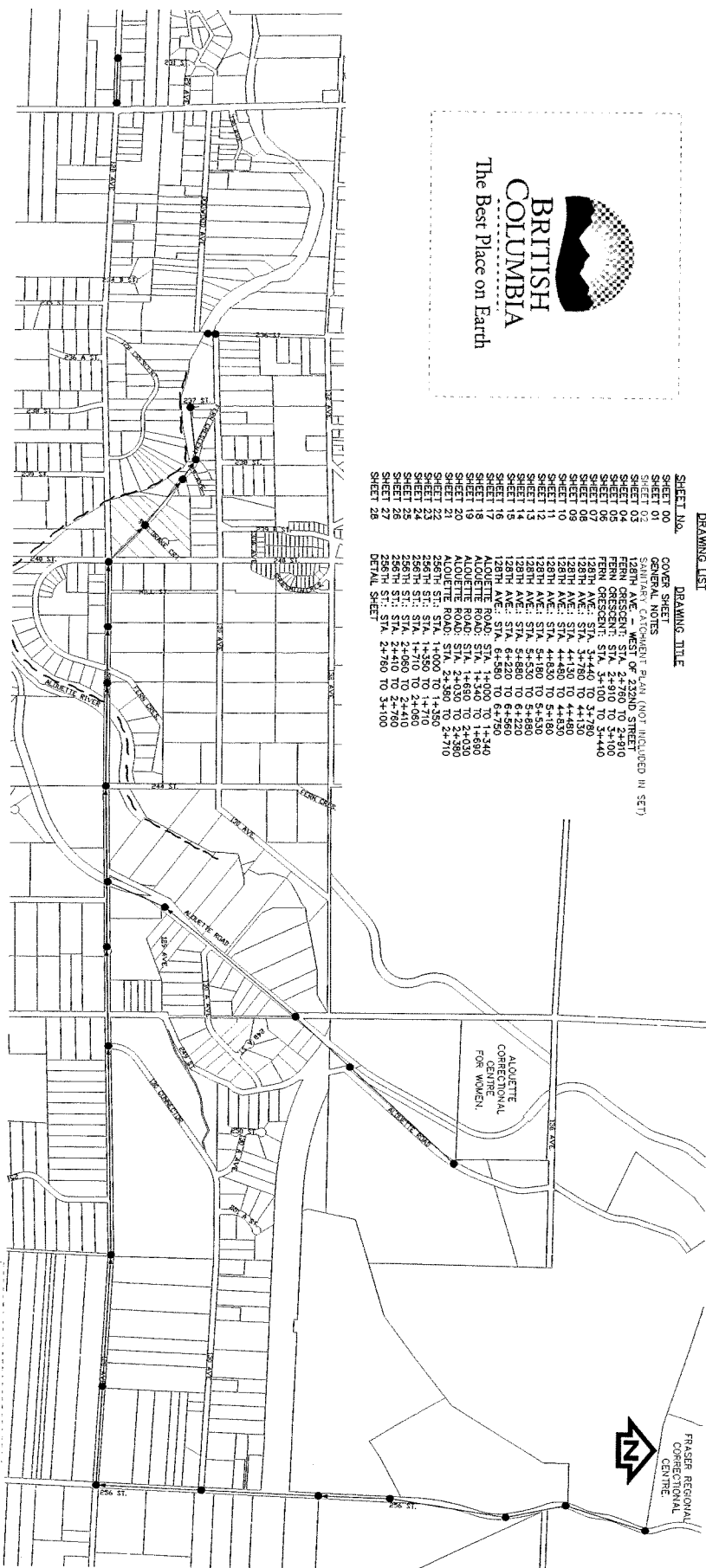
# SANITARY SEWER EXTENSION TO CORRECTIONS CENTRES PHASE 2

PROJECT TITLE:



**DRAWING LIST**

SHEET No.	DRAWING TITLE
SHEET 00	COVER SHEET
SHEET 01	GENERAL NOTES
SHEET 02	SANITARY CATCHMENT PLAN (NOT INCLUDED IN SET)
SHEET 03	128TH AVE - WEST OF 232ND STREET
SHEET 04	128TH AVE: STA. 2+810 TO 2+700
SHEET 05	FERN CRESCENT: STA. 3+100 TO 3+440
SHEET 06	128TH AVE: STA. 3+440 TO 3+780
SHEET 07	128TH AVE: STA. 4+480 TO 4+820
SHEET 08	128TH AVE: STA. 4+820 TO 5+160
SHEET 09	128TH AVE: STA. 5+160 TO 5+500
SHEET 10	128TH AVE: STA. 5+500 TO 5+840
SHEET 11	128TH AVE: STA. 6+280 TO 6+620
SHEET 12	128TH AVE: STA. 6+620 TO 6+960
SHEET 13	128TH AVE: STA. 7+300 TO 7+640
SHEET 14	128TH AVE: STA. 7+640 TO 7+980
SHEET 15	128TH AVE: STA. 8+320 TO 8+660
SHEET 16	128TH AVE: STA. 8+660 TO 9+000
SHEET 17	ALOUETTE ROAD: STA. 1+340 TO 1+680
SHEET 18	ALOUETTE ROAD: STA. 1+680 TO 2+020
SHEET 19	ALOUETTE ROAD: STA. 2+360 TO 2+700
SHEET 20	ALOUETTE ROAD: STA. 2+700 TO 3+040
SHEET 21	ALOUETTE ROAD: STA. 3+380 TO 3+720
SHEET 22	ALOUETTE ROAD: STA. 4+060 TO 4+400
SHEET 23	ALOUETTE ROAD: STA. 4+400 TO 4+740
SHEET 24	ALOUETTE ROAD: STA. 5+080 TO 5+420
SHEET 25	ALOUETTE ROAD: STA. 5+420 TO 5+760
SHEET 26	ALOUETTE ROAD: STA. 6+100 TO 6+440
SHEET 27	ALOUETTE ROAD: STA. 6+440 TO 6+780
SHEET 28	ALOUETTE ROAD: STA. 7+120 TO 7+460




LOCATION PLAN  
SCALE: 1:7500



THE WEDLER GROUP  
 ■ Abbotsford  
 ■ Chilliwack  
 ■ Courtenay  
 ■ Surrey

PROJECT LOCATIONS:  
 ■ FERN CRESCENT  
 ■ 128TH AVENUE  
 ■ ALOUETTE ROAD  
 ■ 266TH STREET

CLIENT:  
 DISTRICT OF MAPLE RIDGE  
 7195 HANLEY PLACE  
 MAPLE RIDGE, BC  
 V2X 6A9  
 PHONE: 604-463-5221



7804 - 2704 Campus Road, Abbotsford, BC V3T 7S8  
 1-1-604-852-7200 | 1-1-604-852-5221 | info@wedler.com