



Ridge Meadows RCMP

2017 Q2 Statistical Citizens Crime Summary – Maple Ridge

Date: July 2017

Protected “A”



Maple Ridge 2017 Q2 Statistical Citizens Crime Summary

Protected "A"

QUARTER 2: SUMMARY TABLES

Crime Type	YOY QUARTERLY COMPARISON				PREVIOUS QUARTERLY COMPARISON				YOY YTD COMPARISON			
	2016 Q2 Total	2017 Q2 Total	+/-	% Change YOY Q2	2017 Q1 Total	2017 Q2 Total	+/-	% Change Q1-Q2	2016 YTD	2017 YTD	+/-	% Change YTD
CRIMES AGAINST PERSONS	276	298	22	8%	232	298	66	28%	519	525	6	1%
PROPERTY CRIME	998	840	-158	-16%	838	840	2	0%	1958	1667	-291	-15%
OTHER CC	594	490	-104	-18%	363	490	127	35%	1013	853	-160	-16%
CONTROLLED DRUGS*	68	77	9	13%	56	77	21	38%	139	132	-7	-5%
POLICE ATTENDED COLLISIONS	283	196	-87	-31%	200	196	-4	-2%	523	396	-127	-24%
IMPAIRED DRIVERS	92	36	-56	-61%	36	36	0	0%	118	72	-46	-39%

Table 2 depicts the five year trends in Maple Ridge throughout the three major crime categories. Property and other Criminal Code offences have declined over the last year, and Crimes Against Persons have remained fairly stable.

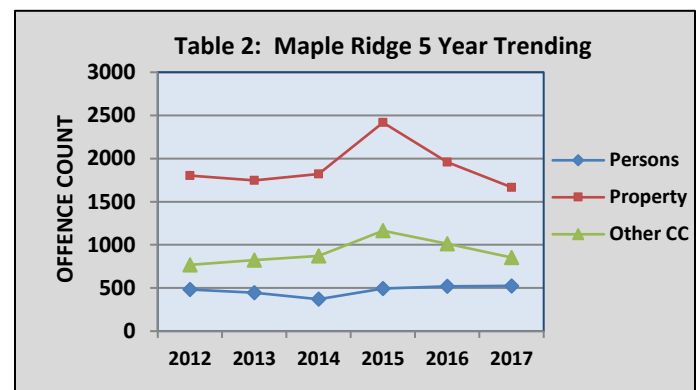


Table 3 demonstrates the comparison between quarters to date in 2017.

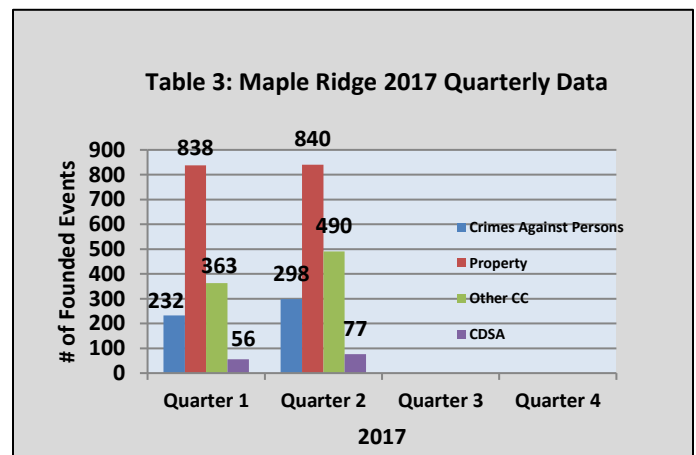
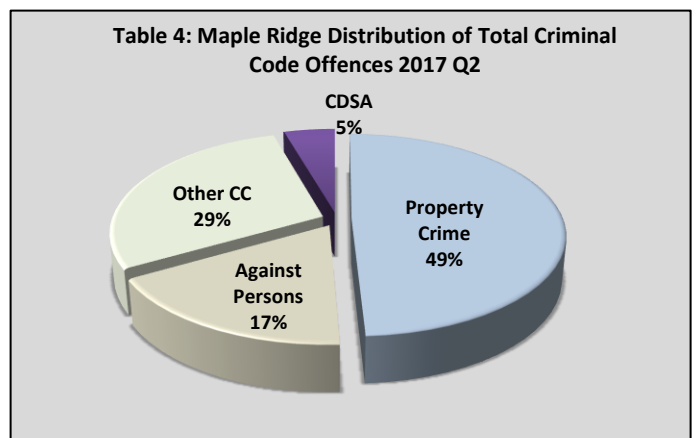


Table 4 displays the distribution of Criminal Code and Drug offences within the second quarter of 2017. Property crime represents 49% of these offences.





QUARTER 2: DETAILED STATISTICAL CRIME SUMMARIES BY CATEGORY

Criminal Code Offences

Overall, 2017 Q2 counted 1,628 Criminal Code violations (Crimes Against Person, Property Crime, and Other Criminal Code offences). This cumulative total is a 13% decrease as compared to the same period in 2016. The only broad category of offences to increase compared to last year was Violent Crime, by 8%.

Crime Against Persons

In 2017 Q2, Violent Crime represented 18% of total Criminal Code offences. Compared to the same period last year, crimes against persons have increased 8%. Uttering Threats and Domestic Violence have seen the greatest increases compared to last year (+11 and +8 respectively). However, the largest change compared to 2016 Q2 is a decrease in the number of assaults (-8).

Property Crime

Property Crime accounted for 52% of all Criminal Code offences in 2017 Q2. This is a 16% decrease compared to the same quarter last year. The only categories that increased noticeably from last year were Arson (+8), and Other B&E (+8). The largest decreases were seen in the Theft from Vehicle (-81), Theft (-34), and Fraud (-34) categories.

Other Criminal Code Offence

"Other" Criminal Code offences represented 30% of total Criminal Code offences in 2017 Q2 and decreased 18% over the same period of 2016. While Cause Disturbance was the most common of these offences, it has decreased 24% from the prior year.

Controlled Substances

Drug related offences increased 13% in 2017 Q2 over the same period last year.

Traffic

There were a total of 196 collisions in 2017 Q2, down 31% from the same time last year and 2% from the previous quarter (2017 Q1). In 2017 Q2 police officers removed 36 impaired drivers off the streets of Maple Ridge, consistent with Q1.



QUARTER 2: CALLS FOR SERVICE

Year to date, members have responded to the following top ten public reports to police. These categories are generalized by dispatch and are broad in nature.

YTD Top CFS - Dispatched (CAD Data)		
#1	Theft	769
#2	Traffic Incident	745
#3	Suspicious Person	716
#4	Assist Police / Fire / EHS	694
#5	Disturbance	535
#6	Property	514
#7	Domestic in Progress	490
#8	Assist General Public	484
#9	Unwanted Person	442
#10	Alarm	366



Data Qualifiers

The summarized offence statistical data in the following report is derived from the RCMP PRIME - BC Provincial Occurrence Code Table (UCR) and differs from data provided up to June 6, 2006, in the Operational Statistics Reporting System (OSR) within the Police Information Retrieval System (PIRS). As a result, scoring rules and occurrence codes have been modified and will not accurately reflect changes when comparing UCR and OSR data.

The summarized data included in this report represent "actual offences" only (i.e.: those incidents which upon preliminary investigation have been deemed to have occurred or been attempted) Incidents of crime that were reported but could not be substantiated when followed up by the police are considered to be "unfounded" and are subtracted from the number of reported offences to produce the number of actual offences. This data also does not indicate or infer the number of charges laid, prosecutions conducted, informations sworn, or convictions obtained.

Data contained in this report is also based on accumulated-to-date information. The data presented here may vary from previously produced reports and numbers may continue to change due to the dynamic nature of offences being reported and cleared.

The crime data contained within this report (i.e.: number of offences) utilizes the UCR Survey to collect aggregate data on the incidence of crime. The UCR Survey uses the *most serious incident rule* when compiling police-reported crime data. The MSO rule stipulates that where a single criminal incident contains a number of violations of the law, then only the most serious one is recorded for UCR purposes. As a result, the total number of UCR offences does not represent the total of all crime reported by police (i.e.: the UCR Survey tends to underestimate the true incidence of relatively less serious crimes)

For the purposes of this report, offences have been divided into 5 major categories that include Crimes Against Persons, Offences Against Property and Other Criminal Code offences. Offences under the Controlled Drugs & Substances Act have been included but not other federal statutes such as the Customs Act or the Canada Shipping Act. The statistical summary also includes Traffic collisions and impaired investigations but does not include municipal traffic infractions or other by-law infractions.

- **Crimes Against Persons** - include attempt murder, assault, sex offence, robbery and abduction.
- **Offences Against Property** - include commercial, residential and other break & enter, possession of stolen property, mischief, theft of vehicle, theft from vehicle, theft, arson and fraud.
- **Other Criminal Code Offences** - include prostitution, weapons, trespassing, disturbing the peace, obstruction, breach, indecent acts, bail violation, escape custody, counterfeiting currency and cause disturbance.
- **Traffic** - consists of impaired drivers, IRP's, roadside suspensions, fatal and damage collisions
- **Controlled Drugs/Substances** - consist of drug offences involving trafficking, possession and production.