



# Ridge Meadows RCMP

## 2016 Q3 Statistical Citizens Crime Summary – Maple Ridge

**Date:**      **October 2016**

Protected “A”



# Maple Ridge 2016 Q3 Statistical Citizens Crime Summary

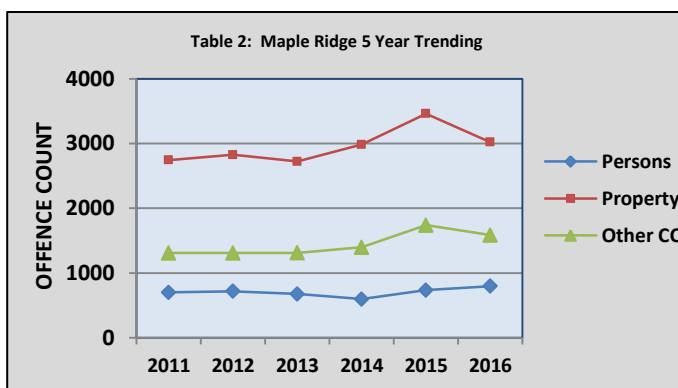
Protected "A"

## QUARTER 3: SUMMARY TABLES

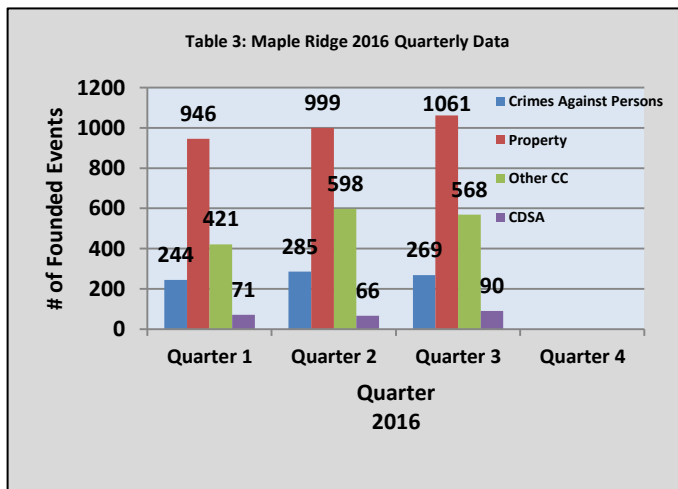
Crime Type	YOY QUARTERLY COMPARISON				2016 QUARTERLY COMPARISON				YOY YTD COMPARISON			
	2015 Q3 Total	2016 Q3 Total	+/-	% Change YOY Q3	2016 Q2 Total	2016 Q3 Total	+/-	% Change Q2-Q3	2015 YTD	2016 YTD	+/-	% Change YTD
CRIMES AGAINST PERSONS	241	269	28	12%	280	269	-11	-4%	735	797	62	8%
PROPERTY CRIME	1040	1061	21	2%	999	1061	62	6%	3457	3020	-437	-13%
OTHER CC	576	568	-8	-1%	598	568	-30	-5%	1739	1585	-154	-9%
CONTROLLED DRUGS*	72	90	18	25%	66	90	24	36%	191	227	36	19%
POLICE ATTENDED COLLISIONS	216	219	3	1%	218	219	1	0%	688	742	54	8%
IMPAIRED DRIVERS	81	77	-4	-5%	92	77	-15	-16%	196	195	-1	-1%
INFRACTIONS	2803	2971	168	6%	2472	2971	499	20%	6497	8331	1834	28%

\*Controlled Drug total include drug related investigations and seizures

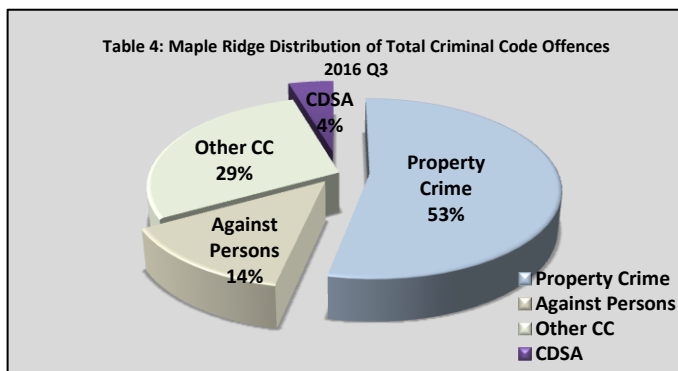
**Table 2** depicts the five year trends in Maple Ridge throughout the three major crime categories. Property crime and Other CC are trending down year to date, compared with 2015, while Persons crimes are trending slightly upwards which is representative of what is occurring throughout the lower



**Table 3** demonstrates the comparison between the three quarters to date in 2016. There is a slight increase in the property and CDSA categories when comparing Quarter 2 and 3, and a slight decrease in the Crimes Against Persons and Other CC categories.



**Table 4** displays the distribution with the second quarter of Criminal Code Offences third quarter of 2016. Property crime represents 53% of the total Criminal Code offences.





### QUARTER 3: DETAILED STATISTICAL CRIME SUMMARIES BY CATEGORY

#### **Crime Against Persons**

Violent Crime represented 14% of total Criminal Code offences in 2016 Q3 and is trending up 12% as compared to the same period in 2015. Year to date, offences within this category reporting increases are abduction/force confine/kidnap (+2), assault (+63), criminal harassment (+5), extortion (+3), sex offences (+15), and uttering threats (+32). Across the Lower Mainland, Crime Against Persons have been increasing due to a number of factors, including population increases. A large majority of the assaults reported in Maple Ridge are between individuals who are known to one another. The majority of sex offences reported are historical in nature and also involve individuals who are known to one another.

#### **Property Crime**

Property Crime represented 53% of total Criminal Code offences in 2016 Q3 and is reporting a 2% increase compared to the same period in 2015. Year to date, all offences within this category experienced a decrease except for B&E residential (+24) and fraud (+38). A large number of B&E residential files involved unsecured attached garages that were targeted in the summer months.

During the month of August, Ridge Meadows RCMP took part in a Downtown Enforcement Initiative. The initiative involved enhanced patrols in the downtown core and relationship building with downtown businesses in Maple Ridge.

Ridge Meadows RCMP recently implemented Project 529 (529 Garage) in an effort to combat bike theft. There were 5 sessions held in both Maple Ridge (3) and Pitt Meadows (2) where citizens could attend, with their bicycle(s). Volunteers then registered the bikes with the online program, and the bike was photographed, including a photo with the bike's owner. A 529 Garage sticker was then placed on the registered bike, also photographed, and all photos are accessible through the online program. Should the bike be stolen, the owner reports the theft to police and to the 529 Garage. Police can now get full details, including the serial# and photos of the bike, which makes the return of the bike easier for police.

#### **Other Criminal Code Offences**

"Other" Criminal Code offences, including weapons related calls, obstruction, breach, bail violations and cause disturbance, represented 29% of total Criminal Code offences in 2016 Q3 with a decrease of 1% over the same period in 2015.

#### **Controlled Substances**

Drug related offences increased 25% (+18) in 2016 Q3 compared to 2015 Q3. The Street Enforcement Unit and the Prolific Offender Unit within Ridge Meadows RCMP continue to target those involved in all aspects of the drug trade.

#### **Traffic**

There were a total of 219 collisions in 2016 Q3 resulting in a 1% increase over the same period in 2015. This includes 1 fatal collision, 63 non-fatal injury collisions and 155 damage collisions. Comparing Q2 2016 and Q3 2016, collisions have remained steady with no percentage increase or decrease.

In 2016 Q3 police officers removed 77 impaired drivers off the streets of Maple Ridge. In addition, 2971 traffic infractions were issued throughout Pitt Meadows and Maple Ridge. Speed related infractions have increased 73% when comparing year to date in 2015 with year to date in 2016. The increase can be partially attributed to the Traffic Sections' focus on targeting speeders and excessive speeders in both communities. A total of 8331 traffic infractions have been issued since the beginning of 2016.



### QUARTER 3: CALLS FOR SERVICE

Year to date, members have responded to the following top ten public reports to police. These categories are generalized by dispatch and are broad in nature.

YTD Top CFS - Dispatched (CAD Data)		
#1	Theft	1365
#2	Traffic Incident	1166
#3	Suspicious Person	1125
#4	Assist Other Emergency Service	1063
#5	Suspicious Circumstances	976
#6	Disturbance	916
#7	Property Related (lost, found, mischief)	816
#8	Family/Relationship Violence	745
#9	Suspected Impaired Driver/Traffic	660
#10	Assist General Public	621



### Data Qualifiers

The summarized offence statistical data in the following report is derived from the RCMP PRIME - BC Provincial Occurrence Code Table (UCR) and differs from data provided up to June 6, 2006, in the Operational Statistics Reporting System (OSR) within the Police Information Retrieval System (PIRS). As a result, scoring rules and occurrence codes have been modified and will not accurately reflect changes when comparing UCR and OSR data.

The summarized data included in this report represent "actual offences" only (i.e.: those incidents which upon preliminary investigation have been deemed to have occurred or been attempted) Incidents of crime that were reported but could not be substantiated when followed up by the police are considered to be "unfounded" and are subtracted from the number of reported offences to produce the number of actual offences. This data also does not indicate or infer the number of charges laid, prosecutions conducted, informations sworn, or convictions obtained.

Data contained in this report is also based on accumulated-to-date information. The data presented here may vary from previously produced reports and numbers may continue to change due to the dynamic nature of offences being reported and cleared.

The crime data contained within this report (i.e.: number of offences) utilizes the UCR Survey to collect aggregate data on the incidence of crime. The UCR Survey uses the *most serious incident rule* when compiling police-reported crime data. The MSO rule stipulates that where a single criminal incident contains a number of violations of the law, then only the most serious one is recorded for UCR purposes. As a result, the total number of UCR offences does not represent the total of all crime reported by police (i.e.: the UCR Survey tends to underestimate the true incidence of relatively less serious crimes)

For the purposes of this report, offences have been divided into 5 major categories that include Crimes Against Persons, Offences Against Property and Other Criminal Code offences. Offences under the Controlled Drugs & Substances Act have been included but not other federal statutes such as the Customs Act or the Canada Shipping Act. The statistical summary also includes Traffic collisions and impaired investigations but does not include municipal traffic infractions or other by-law infractions.

- **Crimes Against Persons** - include attempt murder, assault, sex offence, robbery and abduction.
- **Offences Against Property** - include commercial, residential and other break & enter, possession of stolen property, mischief, theft of vehicle, theft from vehicle, theft, arson and fraud.
- **Other Criminal Code Offences** - include prostitution, weapons, trespassing, disturbing the peace, obstruction, breach, indecent acts, bail violation, escape custody, counterfeiting currency and cause disturbance.
- **Traffic** - consists of impaired drivers, IRP's, roadside suspensions, fatal and damage collisions
- **Controlled Drugs/Substances** - consist of drug offences involving trafficking, possession and production.